

OUTSIDE CORNER DETAIL 3
Scale= 3" = 1'-0" A-104

SERVICE COUNTER ISOMETRIC 2
Scale= 3/4" = 1'-0" A-104

TILE SCHEDULE						
INSTALLED AND FURNISHED BY: G.C. UNLESS NOTED OTHERWISE						
NO.	MANUFACTURER	DESCRIPTION	COLOR	FINISH	JOINT	GROUT
T-108	CMC AGGREGATE DOUG SALATINO 518-713-5371	12" X 24" X 3/8"	-	-	1/8"	G-111
T-109	DALTILE	6" X 36" X 3/8" 9" X 36" X 3/8"	FOREST PARK TIMBERLAND FP97	-	1/8"	G-113
T-200	CMC DOUG SALATINO 518-713-5371	24" X 24"	BRAVADA GREIGE	MATTE	1/8"	G-96
T-300	EMSER - ECHO	3" HEXAGON	CALACATTA	MATTE	1/8"	G-114
S1	SILIKAL	QUARTZ BLEND #4	-	PLAIN	-	-
S2	SILIKAL	QUARTZ BLEND #4	-	ABRASIVE	-	-
REMARK						
RR VESTIBULE & DINING ROOM WALLS CONTACT: NATIONAL ACCOUNT SUPPORT DESK 877.556.5728 (national.accounts@daltile.com)						
KITCHEN, SERVICE FLOOR CONTACT: MARK FELDMAN 770-830-1404 (mfieldman@silikalamerica.com)						
JOHN COTHRAN 888-830-1404 (jcothran@silikalamerica.com)						
GROUT						
NO.	MANUFACTURER	DESCRIPTION	MFG.	COLOR	FINISH	REMARK
G-96	MAPEI 800.42.MAPEI WWW.MAPEI.COM	LATEX MODIFIED GROUT	11	SAHARA BEIGE	POLY BLEND 1/8" NON-SANDED	DINING & RESTROOM FLOOR APPLY GROUT SEALER
G-111	MAPEI 800.42.MAPEI WWW.MAPEI.COM	LATEX MODIFIED GROUT	19	PEARL GREY	POLY BLEND 1/8" NON-SANDED	RESTROOM, DINING APPLY GROUT SEALER
G-113	MAPEI 800.42.MAPEI WWW.MAPEI.COM	LATEX MODIFIED GROUT	07	CHOCOLATE	POLY BLEND 1/8" NON-SANDED	APPLY GROUT SEALER
G-114	MAPEI 800.42.MAPEI WWW.MAPEI.COM	LATEX MODIFIED GROUT	19	PEARL GREY	POLY BLEND 1/8" NON-SANDED	BEVERAGE COUNTER BACKSPLASH APPLY GROUT SEALER

* REFER A-200 EXTERIOR FINISH SCHEDULE FOR EXTERIOR DECORATIVE TILE

* SCHLUTER SYSTEM ALUMINUM TRIM:

COVE TILE TRIM: INSTALLED AT RESTROOM, SERVICE COUNTER, AND DRINK STATION

SCHLUTER SYSTEMS DILEX-AHK 1S 125 ATGB (BRUSHED NICKEL ANODIZED ALUMINUM)

-OUTSIDE CORNER CONNECTOR PIECE: DILEX-AHK-E90/AHK 1S 125 ATGB (BRUSHED NICKEL ANODIZED ALUMINUM)

-INSIDE CORNER CONNECTOR PIECE: DILEX-AHK-I90/AHK 1S 125 ATGB (BRUSHED NICKEL ANODIZED ALUMINUM)

-END CAP PIECE: DILEX-AHK-E/AHK 1S 125 ATGB (BRUSHED NICKEL ANODIZED ALUMINUM)

EDGE TILE TRIM:

SCHLUTER SYSTEMS RONDEC-RO125 ATGB (BRUSHED NICKEL ANODIZED ALUMINUM)

-OUTSIDE CORNER CONNECTOR PIECE: RONDEC-EV/RO125 ATGB (BRUSHED NICKEL ANODIZED ALUMINUM)

-INSIDE CORNER CONNECTOR PIECE: RONDEC-I2L/RO125 ATGB (BRUSHED NICKEL ANODIZED ALUMINUM)

SCHLUTER SYSTEMS RONDEC-RO80 ATGB (BRUSHED NICKEL ANODIZED ALUMINUM)

-OUTSIDE CORNER CONNECTOR PIECE: RONDEC-EV/RO180 ATGB (BRUSHED NICKEL ANODIZED ALUMINUM)

-INSIDE CORNER CONNECTOR PIECE: RONDEC-I2L/RO80 ATGB (BRUSHED NICKEL ANODIZED ALUMINUM)

SCHLUTER SYSTEMS JOLLY-A 80 ATGB (BRUSHED NICKEL ANODIZED ALUMINUM)

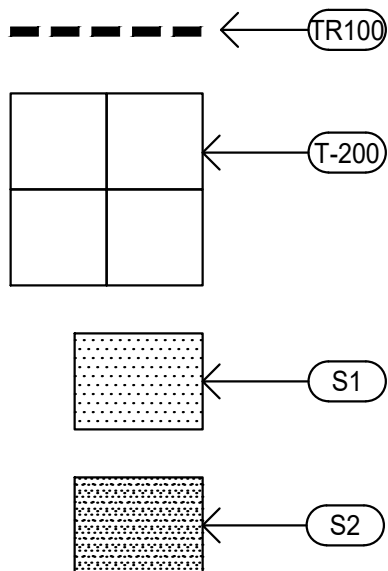
-OUTSIDE EDGE PROTECTION PIECE

* EPOXY GROUT BY MAPEI, KERAPOXY IEG, 100% SOLIDS INDUSTRIAL GRADE:

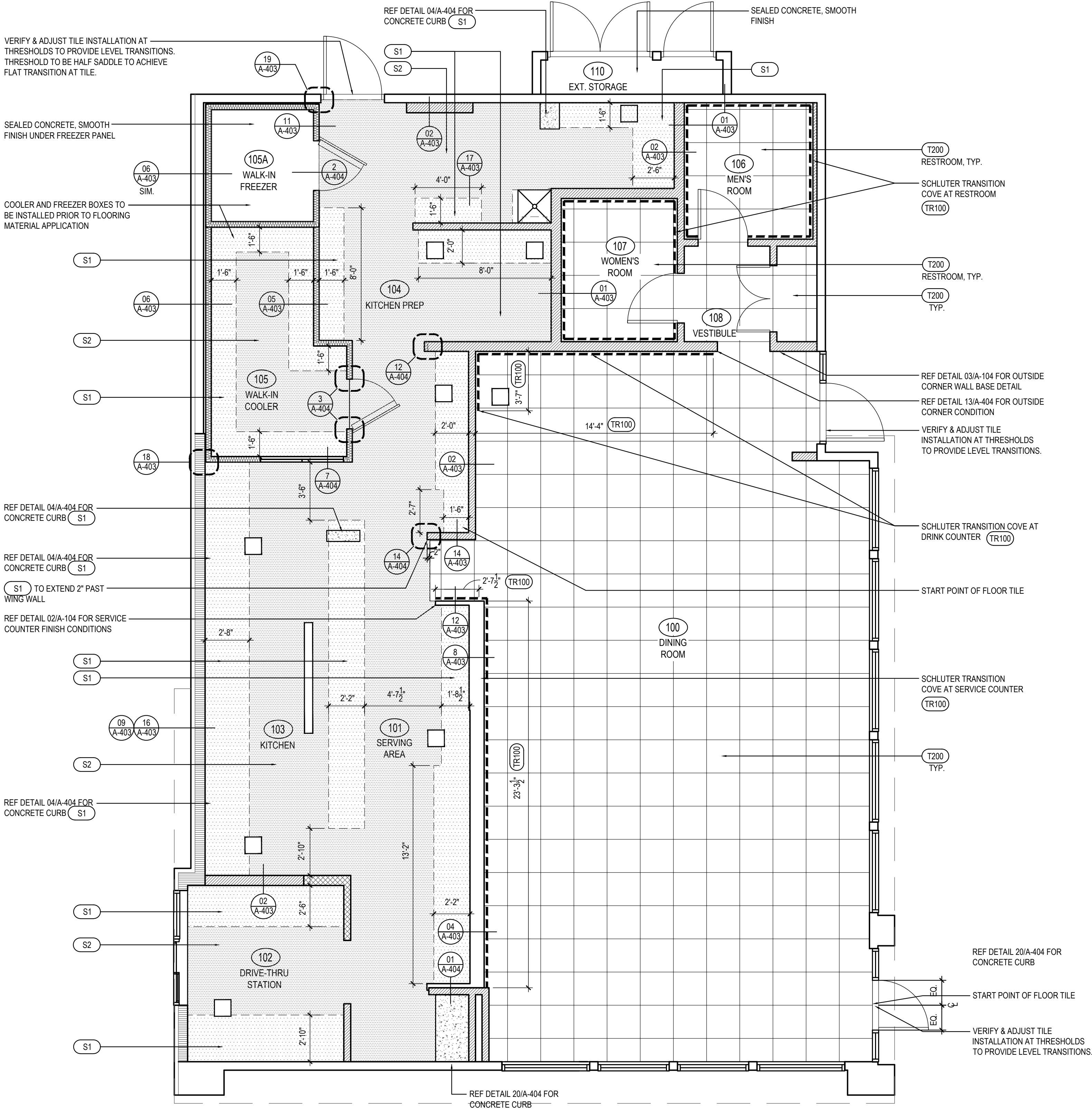
AREAS: UNDER HOOD AND 36" IN FRONT OF COOKING LINE, 3 COMPARTMENT SINK AND MOP SINK AREA

SEE MANUFACTURER'S SPECIFICATION, DETAILS AND GUIDE FOR PREPARATION, MIXING, GROUTING AND CLEANING INSTRUCTION

NOTE: SEE INTERIOR SHEETS FOR WALL/ BASE TILE LOCATIONS AND SPECIFICATIONS



FINISH SCHEDULE A
Scale= NTS A-104



FINISH PLAN 1
Scale= 1/4" = 1'-0" A-104



PANDA EXPRESS, INC.
1683 Walnut Grove Ave.
Rosemead, California
91770
Telephone: 626.799.9898
Facsimile: 626.372.8288

All ideas, designs, arrangement and plans indicated or represented by this drawing are the property of Panda Express Inc. and were created for use on this specific project. None of these ideas, designs, arrangements or plans may be used by or disclosed to any person, firm, or corporation without the written permission of Panda Express Inc.


REVISIONS:

ISSUE DATE:

1	CHECK SET	12-15-20
2	PERMIT SET	12-18-20
3	BID SET	02-01-21

DRAWN BY: JO

PANDA PROJECT #: S8-21-D8043
ARCH PROJECT #: P7356.2



PANDA EXPRESS
TRUE WARM & WELCOME 2300
2599 S WOODLAND BLVD
DELAND, FL 32720

A-104

FINISH PLAN AND SCHEDULE

TRUE WARM & WELCOME 2300 R1