

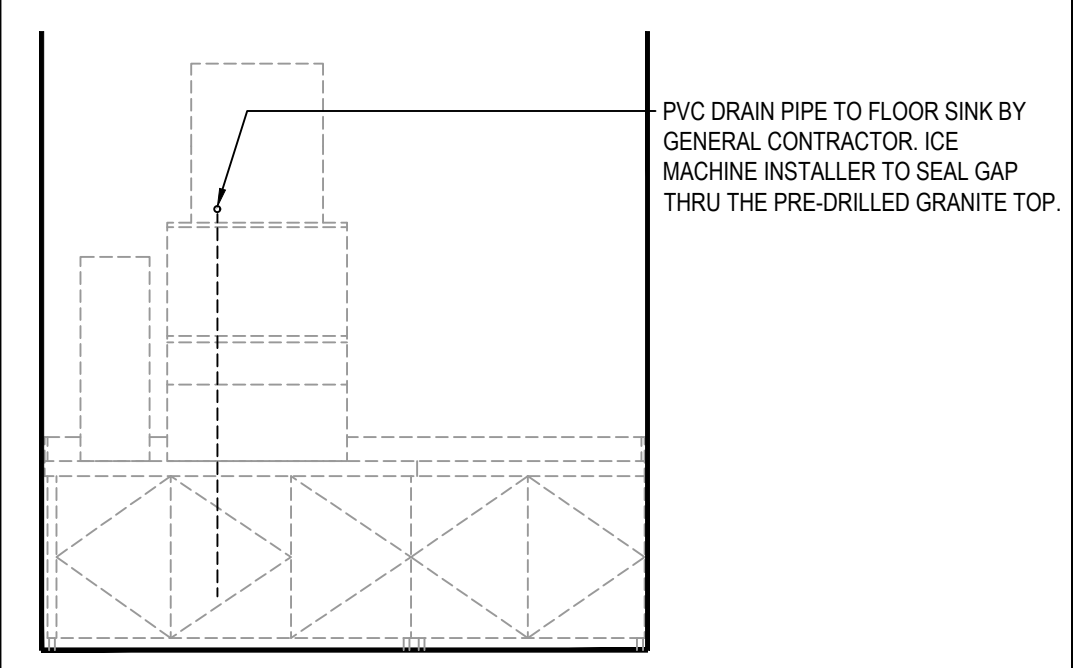
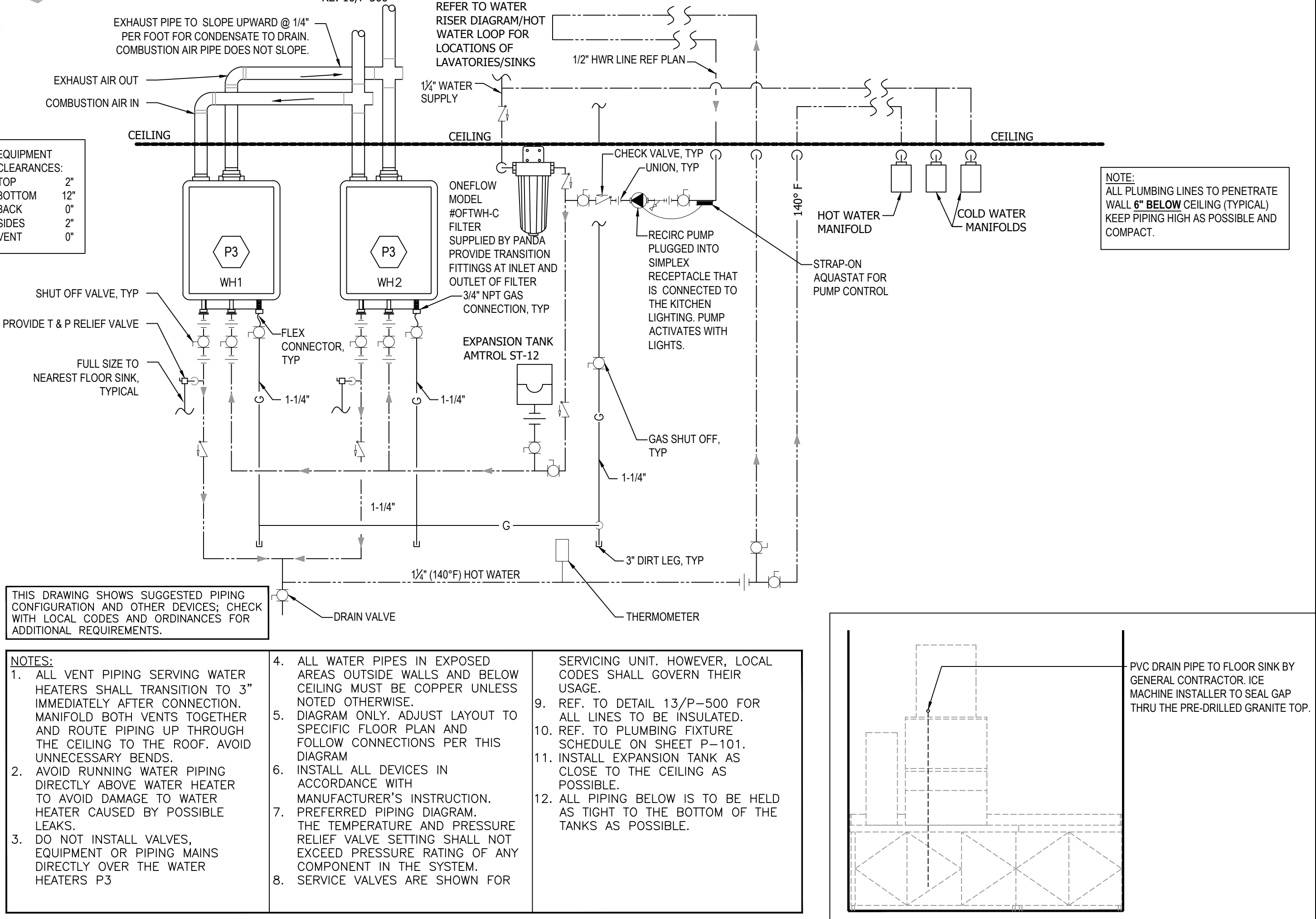
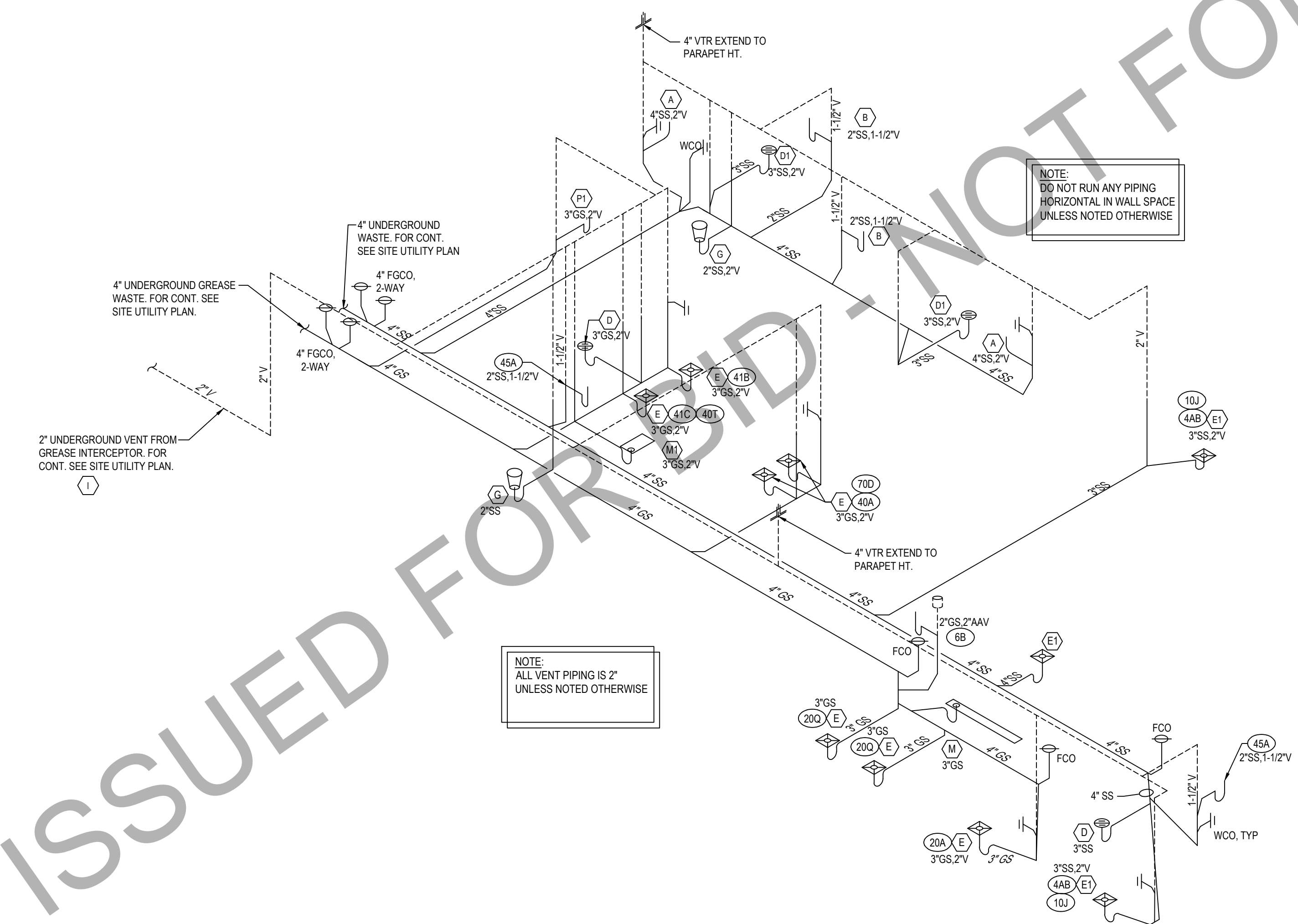
GAS EQUIPMENT SCHEDULE				
ITEM	QTY	EQUIPMENT	MBH	CFH
			EACH	TOTAL
P3	2	WATER HEATER	199	398
20A	1	CHINESE RANGE	450	450
20Q	2	CHINESE RANGE	190	380
21B	3	DEEP FRYER	122	366
23C	1	GRIDDLE	54	54
25A	2	RICE COOKER	35	70
RTU-1	1	AIR CONDITIONER	108	108
RTU-2,3	2	AIR CONDITIONER	180	360
MAU-1	1	MAKE-UP AIR	540	540
TOTAL			2,726	

LOW PRESSURE NATURAL GAS CALCULATION:  
SIZED PER 2018 NCSCBFCG TABLE 402.4(2)  
TOTAL DEVELOPED LENGTH: 100'  
TOTAL LOAD: 2,726 CFH

NOTE:  
DO NOT RUN ANY PIPING  
HORIZONTAL IN WALL SPACE

WATER RISER DIAGRAM 11  
NO SCALE P-400

GAS RISER DIAGRAM 3  
NO SCALE P-400



WASTE AND VENT RISER DIAGRAM 9  
NO SCALE P-400

HOT WATER SYSTEM DIAGRAM 5  
NO SCALE P-400

DRINK STATION PLUMBING 1  
NO SCALE P-400



PANDA RESTAURANT GROUP INC.  
1683 Walnut Grove Ave.  
Rosemead, California  
91770  
Telephone: 626.799.9898  
Facsimile: 626.372.8288

All ideas, designs, arrangement and plans indicated or represented by this drawing are the property of Panda Express Inc. and were created for use on this specific project. None of these ideas, designs, arrangements or plans may be used by or disclosed to any person, firm, or corporation without the written permission of Panda Express Inc.

REVISIONS:

ISSUE DATE:

1 03.04.2022 ISSUE FOR PERMIT

DRAWN BY: SDT

PANDA PROJECT #: S8-22-D8698  
C&P PROJECT #: 2210806

**CUHACI PETERSON**  
2600 Maitland Center Parkway  
Suite #200  
Maitland, FL 32751  
P (407) 661-9100  
F (407) 661-9101  
c-p.com

03.04.2022



**PANDA EXPRESS**  
TRUE WARM AND WELCOME 2200  
3030 DERITA ROAD  
CONCORD, NC 28027

**P-400**

WATER, GAS, WASTE  
& VENT RISER DIAGRAMS

TRUE WARM & WELCOME 2200 R4