



# Lesson 2: Music 101

Learn music and be able to play like a pro at the end of this lesson

---



# Music 101

---

- ❖ Music basics
- ❖ Music chords
- ❖ Other instruments
- ❖ Workshop: Playing your favorite song

# Music Basics

---

To be able to make music we need to learn some theory and do some practical training. Everything is made straightforward.

*We'll be exploring:*

- ▶ Time Signature > Counting > BPM
- ▶ Music Pitch > Notes > Clefs
- ▶ Grand Staff > Black Keys
- ▶ Playing the keyboard



# A General Music Sheet

1

Bar

Treble Clef

Chords

C

Am

C











Am

Inst 1

Time signature

Music Notes

Rest

British	American	Counts	Beats ( American )		
	Name	Note	Rest		
Semibreve	Whole Note			4	1
Minim	Half Note			2	1/2
Crotchet	Quarter Note			1	1/4
Quaver	Eighth Note			1/2	1/8
Semiquaver	Sixteenth Note			1/4	1/16

BPM: Beats Per Minute / Tempo

dance song @ 128-130bpm




sentimental songs @ 60 - 100bpm



# Time Signatures

The note value

The number of beats

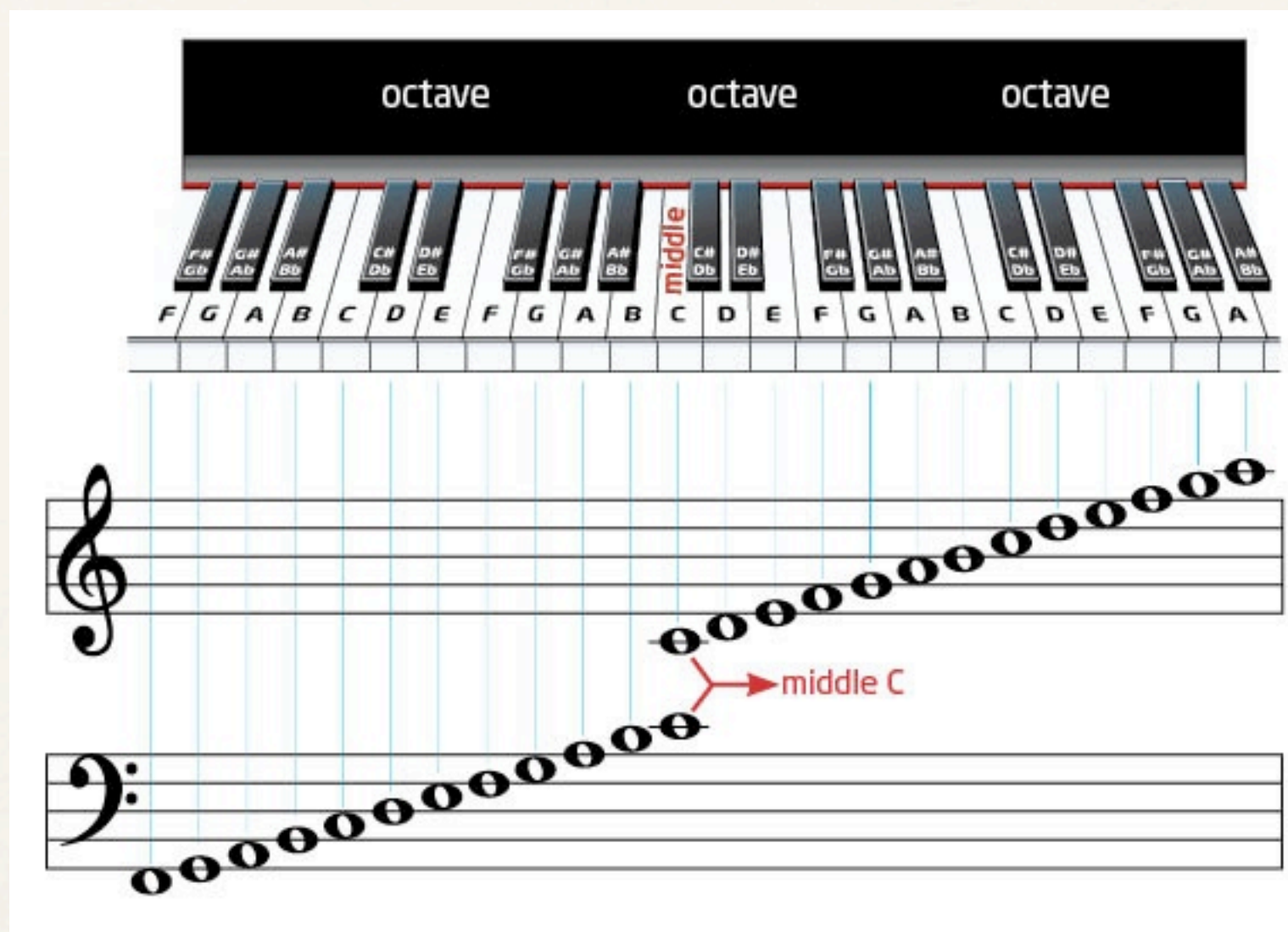
Simple Duple	$\frac{2}{4}$ = 2  = 2 crotchet beats in a bar
Simple Triple	$\frac{3}{4}$ = 3  = 3 crotchet beats in a bar
Simple Quadruple	$\frac{4}{4}$ = 4  = 4 crotchet beats in a bar

$\frac{3}{8}$  = 3 x eighth notes

$\frac{9}{16}$  = 9 x sixteenth notes



# Grand Staff



$D^b \longleftarrow D \longrightarrow D^\sharp$

# Music Chords

---

- ▶ Major & Minor Chords
- ▶ Different keyboard playing styles
- ▶ Advanced chords | 7th 9th 11th



# Mastering Chords


---

Major Chord Formulae    1 3 5

Minor Chord Formulae    1 3<sup>b</sup> 5

---

How  
chords are  
formed  
anyway?



Scales

# Scales

---

## C Major

C	D	E	F	G	A	B	C
1	2	3	4	5	6	7	8

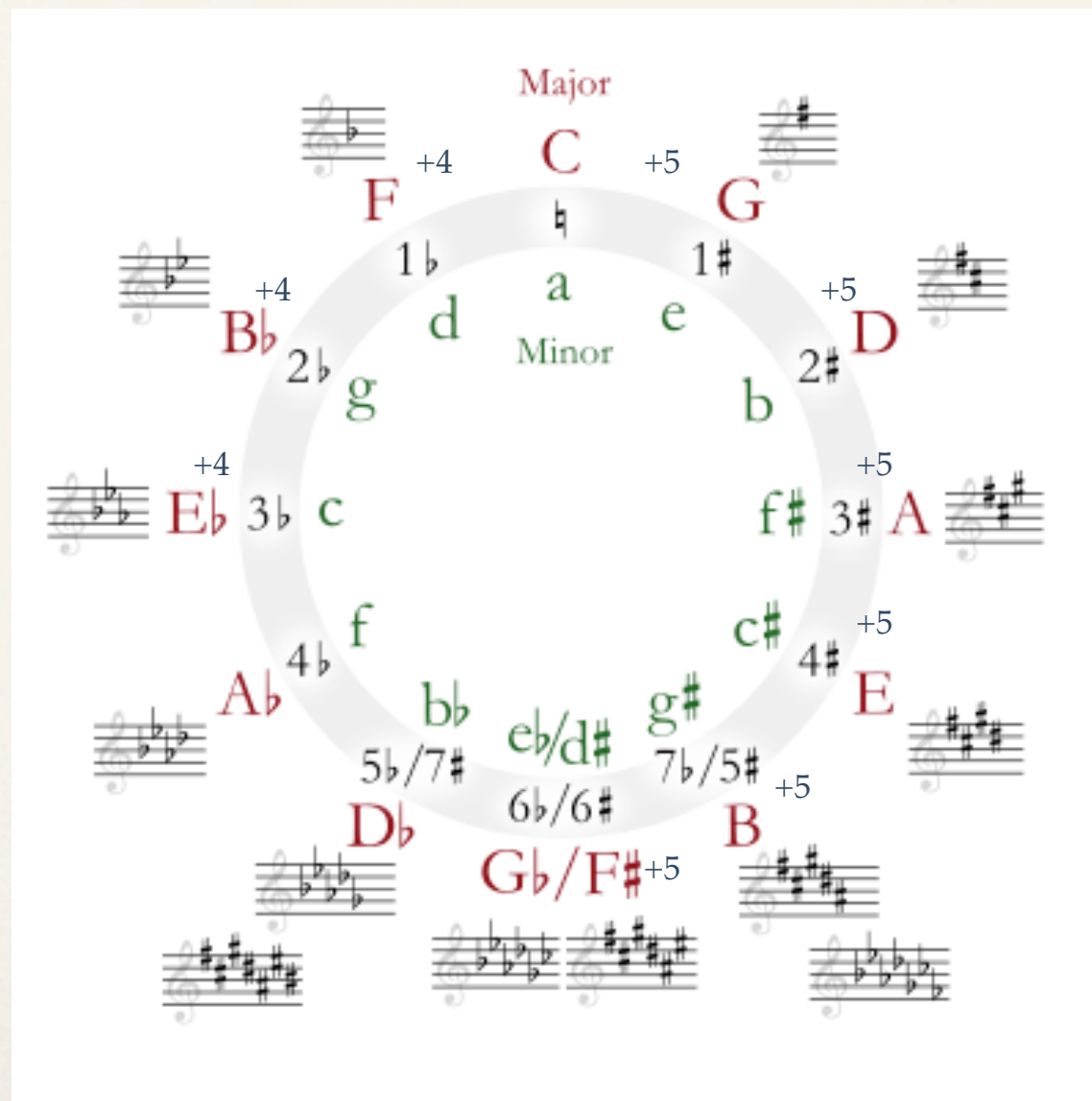
## C MAJOR CHORD

C E G



# The Circle Of 5th

Just a way to get our song 'keys' and how it relates back to scales and CHORDS



C D E F G  
1 2 3 4 5

A Major Scale

A B C# D E F# G# A

A Major Chord

# Chord Progressions

---

Use chord progressions to your advantage; here's a popular one that you can right away

Am - F - C - G

GOOD Example: <http://www.youtube.com/watch?v=oOlDewpCfZQ>




# Advanced Chords

---

sus4	7ths
sus6	9ths
	11ths

**Playing Your  
Favourite Songs**



**Tabs & Chords**



# CHART OF BASIC CHORD STRUCTURES



FOR REFERENCE PURPOSES

CHORD FORMULA	6	6*	7	b7	b7**	b7	b7	b7***
CHORD TYPE	MAJ. 6th	MIN. 6th	MAJ. 7th	DOM. 7th	AUG. 7th	MIN. 7th	MIN. 7th Lowered 5th	DIM. 7th
CHORD SYMBOL	C6	C-6	CMAJ7	C7	C+7	C-7	C-7(b5)	C°7
G6	G-6	GMAJ7	G7	G+7	G-7	G-7(b5)	G°7	
D6	D-6	DMAJ7	D7	D+7	D-7	D-7(b5)	D°7	
A6	A-6	AMAJ7	A7	A+7	A-7	A-7(b5)	A°7	
E6	E-6	EMAJ7	E7	E+7	E-7	E-7(b5)	E°7	
B6	B-6	BMAJ7	B7	B+7	B-7	B-7(b5)	B°7	
F#6	F#-6	F#MAJ7	F#7	F#+7	F#-7	F#-7(b5)	F#°7	





- \* Verbally: one, lowered three, five, and six
- \*\* Verbally: one, three, raised five, and lowered seven.
- \*\*\* Enharmonic spelling may be used on diminished seventh chords.





# Other Instruments

---

Do you play other instruments? How can it help in your production?

- ▶ Guitar
- ▶ Drums
- ▶ Bass
- ▶ Violin



# A little about composing

---

When composing, your chords must  
always be able to accompany the melody.

D major = D F# A C



# Workshop: Play Your Favorite Song

---

- ❖ Playing your favorite song
- ❖ Utilizing chord knowledge & 'play by ear'.

*Download: Extra music lessons*

